

Unidor®



DOORS THAT MAKE A CLEAR STATEMENT.

There are some decisions with which you have to live for a long time. Which doors you bring home, for example.

At **JELD-WEN** we believe that the life is far too exciting to spend it behind meaningless doors. Boredom is not something you need to have at home. That is why our doors are different. More lively and expressive.

The inner values count too. It goes without saying that our doors feature high quality materials. We strive to be pioneers in using sustainable materials for all interior doors to ensure a health atmosphere.



CONTENT

Introduction Contents	02-03
Sustainability Healthy living	04-05
Surfaces	06-07
Dekor TYPE 41: film doors	10-11
Lamikor TYPE G1: CPL doors	12
Lamikor TYPE G1-Q: CPL doors	13
Lamikor INOX: CPL doors with stainless steel look inserts	14-15
White varnish moulded / tape 42: moulded doors / smooth doors	16-17
White varnish TYPE 17: design doors	18-19
Veneered TYPE F40-F44: veneered design doors	22-23
Veneered TYPE 39 / TYPE 39M: smooth finished doors, style doors	24-25
White varnish TYPE M01, M60 - M65: theme design doors	28-29
White varnish TYPE Carisma: Surface with structure	30-31
Level: special door (flush mounted)	32-33
Glass doors TYPE G10 / FG10: float glass, Satinato, Mastercarré	36
Glass doors TYPE G10/11-13: screen printed design models	36
Glazing for interior doors: possible glazing TYPES	37
Sliding doors: Basic	38-39
Sliding doors:: VB light	40-41
Visit 1+3: Entrance doors EI ₂ 30	42-43
Solid wood: solid wood doors: spruce	46-47
Door frames: door frame designs / model	48-49



ACTING RESPONSIBLY.

Our environmental awareness is demonstrated not just by the fact that we work with a material that is completely recyclable and can be used with a lower energy consumption and lower carbon emissions than synthetic materials.

We go further: we purchase our wood from sustainable, approved forestry management and work together with suppliers who share our appreciation of sustainable practices and can prove the necessary certification.

This is confirmed by our FSC™ and PEFC™ seals. These two certification systems are recognised worldwide and both stand for sustainable forestry management. For our manufacturing process, this

guarantees sustainability - from the tree to the finished door. For you, this means active environmental protection and being able to trace the origin of the wood back to its roots.





PROTECTED AGAINST POLLUTANTS.

Pollutants that affect the quality of the air inside our living space and as a result our health, are mainly volatile organic compounds (VOCs), such as formaldehyde. These VOCs are contained in building materials and furniture, among other sources. Even environmentally friendly products are not automatically pollutant-free and can contain natural terpenes and tannins, for example. As houses become better insulated, it becomes more difficult for these substances to escape from our living space.

With our emission-free products we actively promote a healthy, pollutant-free living space. The VOC emissions of our interior door elements are well below the legal limits. Building for healthy living means using as few pollutant emitting materials as possible in the building con-

struction. So that you not only feel well, but also remain healthy.

Protect yourself and the space you live in and make sure you choose doors bearing the seal for sustainability and healthy living.



SOLID WOOD

All Solid wood models are on pages 45-47.

Deciding on a solid wood door is deciding on natural living in a healthy atmosphere. The original features of the wood make each door unique. Over time, the details of the wood become even more expressive. Being built exclusively from **solid wood** makes the door **extremely robust**.




Spruce raw


WHITE VARNISHED

All White varnished models are on pages 16-19, 26-31.

White is timeless, because it reflects every trend in living. Stylistically resplendent, because it matches every style of furnishing. Elegant, because it makes rooms brighter and appear larger. The composition of the **multiple layer quality varnish** and a smooth finish make the surface especially **tough and easy to care for**. Silky matt white is the right choice if the door needs to harmonise with every style and should indicate an **open atmosphere**.



White varnish
(TYPE 39, 39/M)




White JW10

DEKOR | LAMIKOR - wood look


All "Dekor | Lamikor" models are on pages 8-15.

The alternative to real wood. Modern photographic techniques create wood reproductions that stand out with their **uniform and true to nature look**. The consistent pattern of the decor images ensures a **homogenous door appearance** throughout the whole living space. Dekor and Lamikor do not darken, they are resistant to cleaning detergents and are therefore **very easy to care for**. Lamikor is also resistant to scratches and knocks.

D Dekor **L** Lamikor




Maple Bora with structure



Nova maple



Copper beech light



Witch elm



Cherry tree caffe



Oak



Smoked oak with structure



Oak cream




Oak light




Oak barrique with structure




Sand oak with structure




Stone oak




Walnut



Concrete



Uni white



Uni grey



VENEERED

All veneer models are on pages 20-25.

Every veneer door is a unique item, **featuring a unique grain and structure** to make these **real wood surfaces** like no other. Over the years, the shade of the wood takes on an even more **impressive character**.

By the way, from a single tree trunk it is often possible to make several thousand square metres of veneer – now that is what we call ecological use of raw materials!



Maple varnished



Beech varnished



Mahogany varnished



Oak varnished



Walnut varnished



DEKOR & LAMIKOR. A TOUGH PARTNER.

The perfect everyday companion! Dekor and Lamikor surfaces are robust, wear-resistant and easy to care for. They can handle the rough and tumble of everyday use.



G1 Stone oak



TYPE 41. NATURE DECEPTIVELY REAL.



41/00 Witch elm



41/00 Maple bora
with strukture



41/00 Copper beech
light



41/LA Walnut
light

Dekor is a convincing reproduction of natural wood and the real alternative to a real wood surface. The consistent pattern of the decor images ensures a homogenous door appearance that is guaranteed not to darken over time.



Real or fake?

It is amazing how true to nature these realistic and beautiful Dekor surfaces look.



JELD-WEN INFO:

Ideal application, everywhere in your home.

Dekor doors are cost effective, wear resistant, lightfast and easy to care for.

Possible cutouts:



LA-Design C



LA-M3



LA-M4



LA-M4R



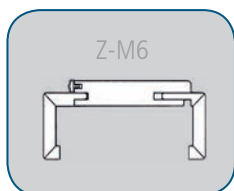
LA-D1550



LA-Design Ifu




LA-D1000



Door frame recommendation



Copper beech light



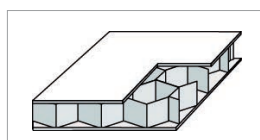
Walnut



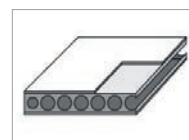
Oak



Corner edge




Honeycomb



Hollow core



Maple bora with strukture



Witch elm

A door with a smooth surface has nothing to hide.

No beating about the bush, this is a clear statement. So that every surface has space to unfold.



JELD-WEN INFO:


The surface that handles daily living effortlessly. Lamikor is resistant to scratching, abrasion, knocks and cleaning agents. It is colour and light stable and will not darken over time. Its true to nature wood look is virtually impossible to tell apart from real wood.




G1 Nova maple





G1 Oak barrique with structure



G1 Oak cream



G1 Cherry tree caffe



Uni white



Uni grey



Oak light




Oak cream



Oak Barrique with structure



Smoked oak with structure



Stone oak



Sand Oak with structure



Copper beech light



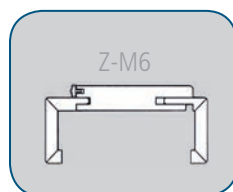
Kirschbaum caffe



Nova maple



Concrete



Door frame recommendation

JELD-WEN INFO:

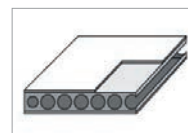
See page 11 for an overview of all the possible cutout options.



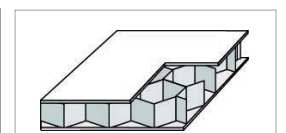
Corner edge



rounded edges



Hollow core




Honeycomb

Neat living spaces call for neat design. Provide elegant highlights with stainless steel inserts.

JELD-WEN INFO:


The surface that handles daily living effortlessly. Lamikor is resistant to scratching, abrasion, knocks and cleaning agents. It is colour and light stable and will not darken over time. Its true to nature wood look is virtually impossible to tell apart from real wood.



G1-INOX4 Cherry tree caffè



G1-INOX 2S Copper beech light




G1-INOX2 Oak cream



Uni white



Copper beech light



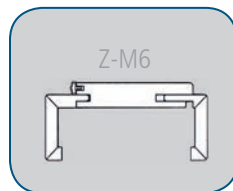
Oak cream



Kirschbaum caffè



G1-INOX4 Uni white



Door frame recommendation

JELD-WEN INFO:

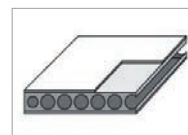
See page 11 for an overview of all the possible cutout options.



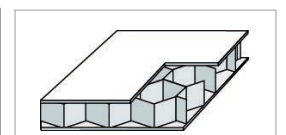
Corner edge



rounded edges



Hollow core



Honeycomb



04



04-LA

Living within your own four walls is always a snapshot.

The furnishings evolve. Good that a white varnished door matches every change.



04-LA2



04-SF9



02-B



LA-B




SP6-B

Complete surface elements with enclosed, moulded cover plate. The high quality multiple layer varnish and a smooth finish make the surface hard wearing and easy to clean.



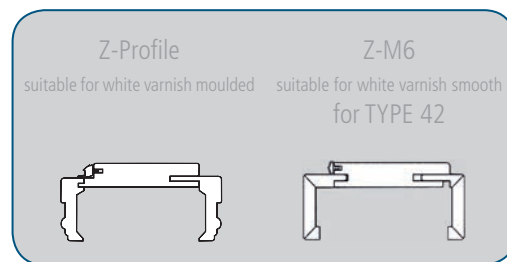
35/SP6-B white varnish




42/00 smooth, white JW10



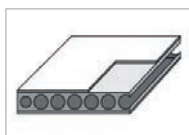
42/LA smooth, white JW10



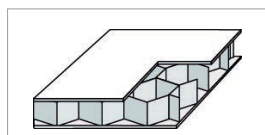
Door frame recommendation



White JW10



Hollow core



Honeycomb



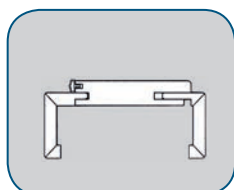
Corner edge

Life has its ups and downs.

Good that at least the door offers a stable point of reference. It all hinges on No. 17!



Detail TYPE 17: groove (1 mm)



Door frame recommendation



17/00




17-LA-ifu

Modern doors with elegant, horizontal surface grooves. High strength and soundproofing is provided by the high quality hollow core. These models are also available with a honeycomb core. The high quality multiple layer varnish and a smooth finish make the surface hard wearing and easy to clean.

TYPE 17/00 WeißBlack

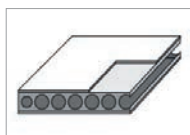
A BREATH OF LIGHTNESS.



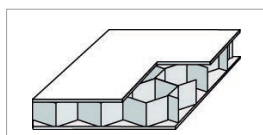
White JW 10



Corner edge



Hollow core



Honeycomb



VENEER. IN LOVE WOOD.

A piece of nature you can feel. Veneer is full of character and life and feels part of us like no other material. Individual colours, grains and structures make each door a unique item.


F40 walnut





Maple
varnished

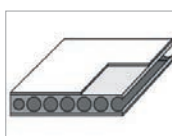
Beech varnished

Oak
varnishedWalnut
varnished

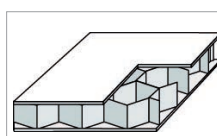
rounded edges



Corner edge



Hollow core



Honeycomb

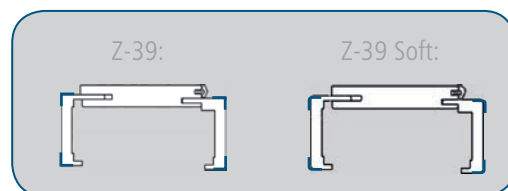
One that makes you feel great and fall in love with!

Elegant, cool and handsome as well, of course. Spend some cosy time together.



JELD-WEN INFO:


Veneer harmony: these selected veneers bring life to your door and make each door a unique item.




Door frame recommendation




F40 Oak



F40/LA-A1500 Walnut



F41 Beech



F43 Maple



F43/LA-afu Oak



F43/LA-ifu Maple



F43/LA-A1000 Walnut



F44 Oak


Each veneer is a unique item in real wood. High quality surface with unmistakable grain and structure, which darkens over the years to radiate character. Protected by an environmentally friendly multi-layer varnish.



39/M-LA Beech



Oak varnished



Walnut varnished



White varnish



Maple varnished



Beech varnished



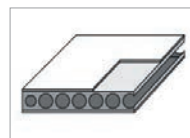
Mahogany painted



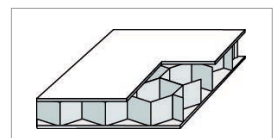
rounded edges



Corner edge

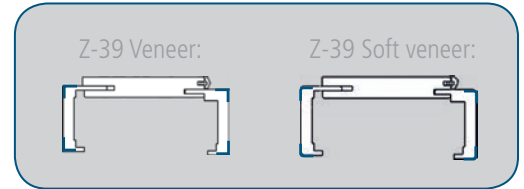


Hollow core



Honeycomb

Variation, as you like it. JELD-WEN exclusive is available in the most eye-catching veneers as well as white varnish, with or without glass cutouts, in many special formats and designs.



Door frame recommendation




39/M-LA White varnish



39/M Beech



39/M Maple



39/00 Oak



39/00 Maple



39/LA-afu Oak



39/LA-ifu Oak



39/LA-A1000 Maple



39/LA-A1500 Mahogany

JELD-WEN INFO:
See page 11 for an overview of all the possible cutout options.



JELD-WEN INFO:

Different rooms, different styles of furnishing? No problem! Veneer exclusive doors are available with different finishes on each side of the door.

A DREAM IN WHITE.

Timelessly beautiful! Classic or modern, pure or in combination with other colours and materials: white is elegant and light, filling our rooms with a special atmosphere of calm and clarity.



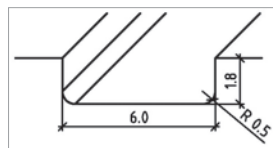
M61 White varnish



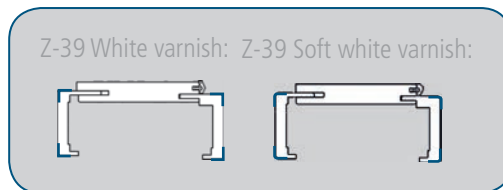


White doors, re-interpreted.

Modern white varnish doors that are completely en-vogue. The discreet pattern of grooves creates impressions of light and shade that bring life to the elegant white surface of the door.



Detail groove pattern



Door frame recommendation



M01



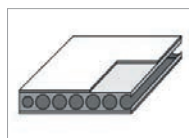
White varnish



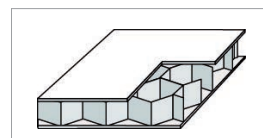
rounded edges



Corner edge



Hollow core



Honeycomb

JELD-WEN INFO:

Visual increase in space: white doors give the impression of more space and light. That is why JELD-WEN Motiv doors provide the ideal solution. Combine the models in your living area - with or without glass cut-outs - to create the perfect ambiance.



M60



M60/LA-ifu



M61



M61-LA-A1000



M62



M62-LA-afu



M63



M64



M65

Complete surface elements with enclosed, groove pattern cover plate. High strength and soundproofing is provided by the high quality hollow core. The high quality multiple layer varnish and a smooth finish make the surface hard wearing and easy to clean.



Detail: Carisma 3001-Q
White JW10



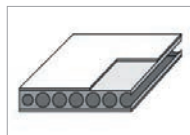
Detail: Carisma 3002-Q
White JW10



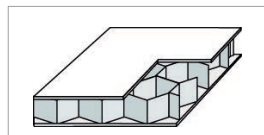
White JW10



Corner edge



Hollow core



Honeycomb



Carisma 3002-Q White varnish

Feel the difference

Natural shapes in 3D look create a space-defining design with structure. Like a painting that opens its own individual world. Created for individualists.

LEVEL. MODERN MINIMALIST APPEARANCE

Purist, elegant and minimalist. No visible hinges to distract - Level focusses on what matters: the door.



Door leaf and frame are flush



Magnetic lock for soft closing



JELD-WEN Info:

The latch remains retracted while the door is open and then extends automatically when the door closes. The strike plate is not visible when the door is closed.

**JELD-WEN Info:**

You can combine Level with all doors in the JELD-WEN product range.

GLASS. PLAY WITH THE LIGHT.

Delicate, tender and graceful: glass doors separate and connect living spaces at the same time while creating a feeling of freedom and room.

F40 Walnut, A1500 Satinato



G10 Mastercarré white



All-glass doors are the latest thing!

They separate and connect rooms at the same time. The quality hinges and fittings ensure durability and strength. The choice of door frame surface provides an additional highlight.



GT10/00 Float



GT10/01 Satinato



GT10/02 Mastercarré white



FG10/01 Satinato



FG10 Detail moulded glass door

Screen print - colourful, light-resistant.

This process is used to print patterns on one side of the door and then heat them into the surface of the glass. The decor and pattern then remain light-resistant and scratch-proof.



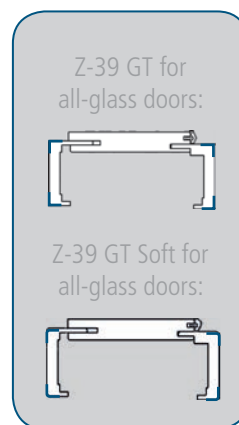
GT10/11 Screen print on float



GT10/12 Screen print on float



GT10/13 Screen print on float



Door frame recommendation




Screen print

JELD-WEN INFO:

All-glass and moulded glass doors are all fitted with high quality single pane safety glass.

Single-pane safety glass - transparent, satin, structured


Glass for JELD-WEN doors is selected based on the highest quality and design criteria. Every possible combination of door and glass must together form a harmonious ensemble.



Klarglas
Clear glass



Mastercarré weiß
Mastercarré white



Satinato weiß
Satinato white

Different glass types possess different levels of transparency and translucency. Take a look for yourself; your door adviser would be pleased to show you the range of glass available.



BASIC. **A FEELING OF FREEDOM.**

Flexible, practical, space-saving. Sliding doors provide more openness within your home and give you more freedom of movement. For a completely new feeling of space and enhanced convenience!

Comfortable living with more space.

More freedom of movement, more elegance: sliding doors are not just real space savers, they also look great. The door leaf is available in three veneers and white varnish.

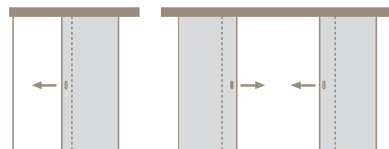
You can combine sliding doors and conventional interior doors in complete harmony. A large selection of the JELD-WEN product range is available in a sliding door version.



optional incl. buffer post and lock



The sliding door casing has the same surface as the door leaf.



Sliding door BASIC,
Runs "in front of the wall",
one or two leaf



Maple
varnished



Beech
varnished

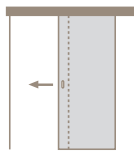


Oak
varnished



White varnish

VB LIGHT. MORE ROOM FOR COMFORT.



Sliding door VB Light,
runs "in front of the wall"



Anodised aluminium covering strip, flush with door leaf

Recessed handle standard



choose:
Recessed handle MG-50



JELD-WEN Info:

You can combine the VB Light sliding door system with all doors in the Lamikor series.






Comfortable living with more space.

Everything slides into place. Sometimes you have to let things simply happen, let them open up new, previously unthinkable opportunities. Sliding doors are the epitome of modern architecture and turn every entrance into a room into a little adventure. Open and closed - almost on its own, that is how I like to live.

⑥ locking points



Door closer



Open safely


Optional add-on lock with safety catch.



Safety fittings

No leverage point for break-in tools. Concealed fittings and reinforced strike plate.

London model, push handle or handle/handle set, with or without cylinder extraction protection



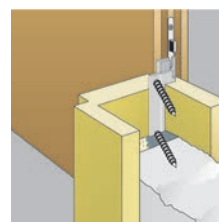
Protected against forced entry

Two hinges that stand out for being robust and inconspicuous.



Safe view

Optional door spyhole with or without nameplate.



Safely anchored

Each locking point is anchored into the wall using solid bolts and special adhesive.



Fire protection EI₂30

Doors can also be equipped with fire protection. Without changing their attractive look.



Drop-down seal

against light, draughts, heat and cold

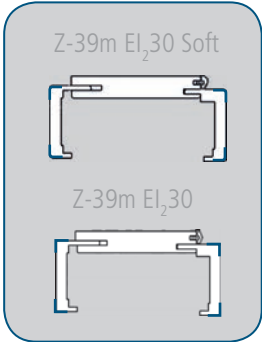



JELD-WEN INFO:

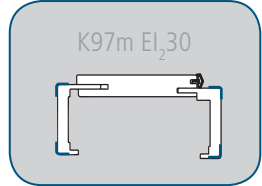
WK2: additional break-in resistance. JELD-WEN main entrance doors are also available with WK2 protection (break-in resistance class 2). The WK2 definition specifies that these doors provide adequate protection against attempts to break in using bodily force such as jumping against, lifting up or pulling out using simple tools. This discourages most burglars from attempting to break in. All WK2 doors are approved to Austrian standards and bear the corresponding identification.

JELD-WEN makes it possible:

You can choose two different surfaces (inside and outside) for your entrance door!



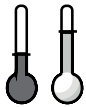


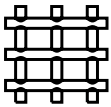
You can also choose between different CPL surface finishes (inside and outside) for your entrance door!



Door frame recommendation

Protection against fire, noise and break-in:

JELD-WEN offers you main entrance doors to meet your requirements.

				
Model	Climate class EN	Soundproofing	Fire protection	Break-in resistant WK2 (RC2) optional
Visit 1 EI ₂ 30	A2	36 db (tol. -2)	EI30	Yes
Visit 3 EI ₂ 30	C2		EI30	Yes

SOLID WOOD NATURALLY MY STYLE.

Solid wood doors contain the force of massive trees. You can almost hear the primitive rustling of their natural growth. The grain and knots join to form a unique mixture of warmth, romance and cosiness.

Strong panel doors with machined profiles in solid wood. The small knots in the spruce create special accents and highlight the uniform sunlit wood grain.



04-LA 2 Spruce



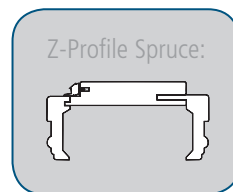
New ways of looking at things are something special!
Especially when they lead to such beautiful results.



04



Detail profile door
frame



Z-Profile Spruce:


Door frame
recommendation



03



02



02-B



Spruce raw



SP 6



LA-B



04-LA



LA



04-LA

Modern, elegant doors built from solid wood that combine elegance and straightforward design in a new and natural way. The small knots in the spruce create special accents and highlight the uniform sunlit wood grain.

JELD-WEN casings are easy to install and can be fitted directly onto plastered walls. The different casings feature a range of designs, looks and wall widths.



Z39 & Z-39 Soft (75 mm)
Z-LEV & Z-LEV Soft (75 mm)
(edge or rounded)



Z-M6 (60 mm)
(round/round)



Z-Profile solid wood (65 mm)
(profiled)



Z39-GT & Z-39 Soft-GT (75 mm)
(edge or rounded)



Z-Profile white varnish (65 mm)
(profiled)



K-LEV (75 mm)
(round/round)

JELD-WEN INFO:

Wall width adjustment (Z-39 and Z-39 Soft) JELD-WEN casings are available for walls between 90 and 410 mm thick. The casings are designed to compensate for wall thickness differences of up to 2 cm. Thanks to the integrated planed groove, they can also adapt to slight unevenness in the wall surface.

Steel door frame casing Z-39 & Z-39 Soft:

Casings can also be provided for existing wood or steel door frames.






Classic handle

What applies to the door, of course, also applies to the handle. Only if appearance and quality are equally convincing, the handle corresponds to the demand of JELD-WEN.



L-Shape handle
(stainless steel)



L-Shape handle
(Aluminium anodised)



U-Shape handle
(stainless steel)



U-Shape handle
(Aluminium anodised)

- Handle rosette in rounded shape
- Handle rosette with retaining spring
- Drilling template accompanying
- certified to EN1906 - application use class 2



**WE
WISH YOU...**

...many pleasant hours with your new JELD-WEN doors!





JELD-WEN – Quality from the market leader

JELD-WEN – Quality from the market leader. An attractive vision, well-thought out solutions as well as a high level of craftsmanship and technical expertise form the basis for JELD-WEN's success.

UNIDOR COMPANY LTD
Coca Cola Roundabout , Spintex Road.
P.O.Box 1070 SK Accra / Ghana.
Tel: +233 242 444 555 Fax: +233 302 541 487
info@unidorgh.com www.unidorgh.com

JELD-WEN Türen GmbH
Gleinkerau 70
A-4582 Spital am Pyhrn

